























SUDOER[®] TEST REPORT

FPC-D Series Pure Sine Wave Inverter

Model	1000A/B	1500A/B	2000A/B	3000A/B	4000B/F	5000B/F	6000B/F
Features	1. New generation pure sine wave inverter, performance of loading capability is greatly improved. 2. LED screen display(Battery voltage,output voltage,power load) 3. Built-in 2 USB charging interfaces 5V 1.2A/2.1A						
Production							
Replaceable models							
Domestic appliances	32-inch LCD TV (50W) 	✓	✓	✓	✓	✓	✓
	Refrigerator (70W) 	✓	✓	✓	✓	✓	✓
	Desktop computer (75W) 	✓	✓	✓	✓	✓	✓
	Energy-saving lamps (100W) 	✓	✓	✓	✓	✓	✓
	Bench drill (200W) 	✓	✓	✓	✓	✓	✓
	Laser printer (320W) 	✓	✓	✓	✓	✓	✓
	Cutting Machine (920W) 	✓	✓	✓	✓	✓	✓
	Hair Dryer (970W) 	✓	✓	✓	✓	✓	✓
	Intelligent rice cooker (1000W) 	✓	✓	✓	✓	✓	✓
	Microwave Ovens (1050W) 	✗	✓	✓	✓	✓	✓
	Induction cooker (2000W) 	✗	✓	✓	✓	✓	✓
	1HP air conditioner (715W) 	✗	✓	✓	✓	✓	✓
	Large 1HP air conditioner (815W) 	✗	✓	✓	✓	✓	✓
	2HP air conditioner (1500W) 	✗	✗	✓	✓	✓	✓
3HP air conditioner (2250W) 	✗	✗	✗	✓	✓	✓	
Note	"✓" means that the inverter can perfectly run the appliance described above;						
	"✗" means that the inverter can not properly run the appliance described above;						
	" \ " means that the inverter is not recommended to run the appliance described above.						